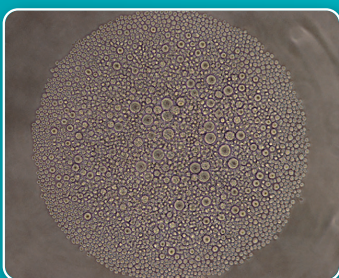


HemEx[®]-Type9AØ

Mouse HSC expansion basal medium

*Requires the addition of cytokines



- This medium is new improved version for HemEx-Type9A.
- Confirmed more mouse HSPC proliferation than conventional products.
- Supervised by Professor Hiromitsu Nakauchi and Professor Satoshi Yamazaki.

Mouse HSC expansion basal medium

HemEx[®]-Type9AØ *Requires the addition of cytokines

- It is possible to proliferate more undifferentiated HSC from single mouse HSC than before.
- This product developed by Dr. Yamazaki is manufactured with strict quality control in CSTI.



Mouse HSCs expansion after 10 days in culture

Fig.1 Number of cells

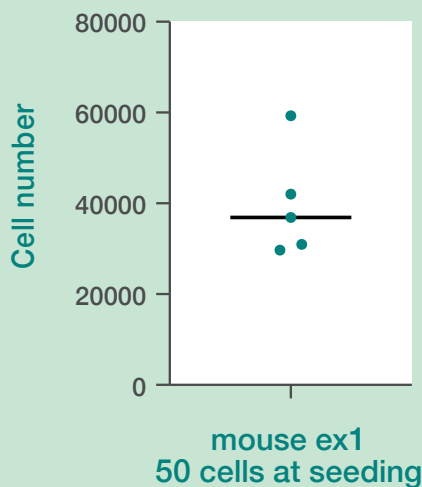
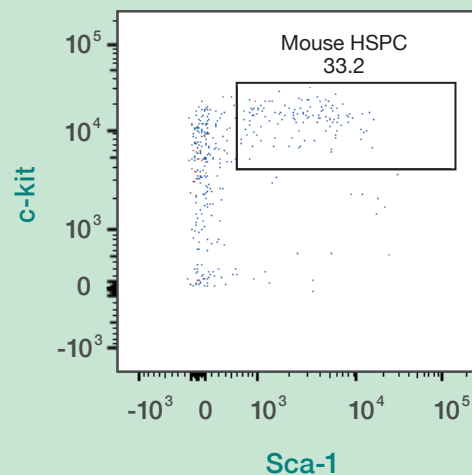


Fig.2 An example flow cytometry plot displaying mouse HSC



Code (CSTI / NIPRO)	Product Name	Description	Volume
A5P10P01C / 87-590	HemEx-Type9AØ	Mouse HSC basal medium	100mL (P)

(P) PET bottle

※ For Research use only.



1-16-16 Seikaen, Aoba-ku, Sendai,
982-0262, Japan

URL: <http://www.cstimedia.com>
E-mail: csti-info@ml.nipro.co.jp



NIPRO CORPORATION
3-26, Senriokashinmachi, Settsu,
Osaka, 566-8510, Japan